

**6166**

Individuals detained



**891**

Individuals subject to use of force  
14% of those detained



**1562**

Use of force forms completed



Top 4 tactics used

**22%**



**Tactical communication** accounts for 22% of all 'use of force tactics' used (1071 occurrences)

**11.3%**



**Handcuffing** accounts for 11.3% of all 'use of force tactics' used (550 occurrences)

**9.2%**




**Unarmed skills - grab** accounts for 9.2% of all 'use of force tactics' used (448 occurrences)

**8.3%**



**Unarmed skills - restraint** accounts for 8.3% of all 'use of force tactics' used (404 occurrences)

**0.9%**



**Baton** accounts for 0.9% of all 'use of force tactics' used (46 occurrences)

**1.9%**



**PAVA** accounts for 1.9% of all 'use of force tactics' used (94 occurrences)

**2.8%**



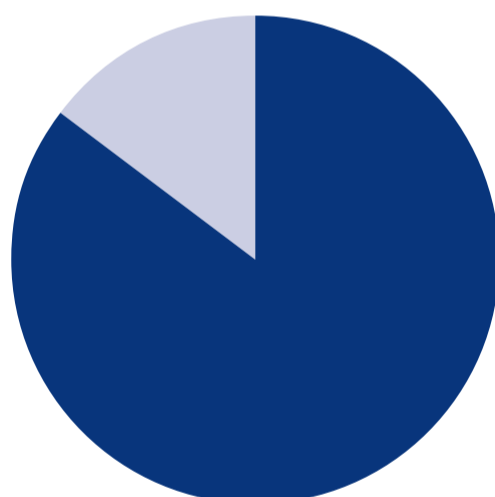
**Taser** accounts for 2.8% of all 'use of force tactics' used (137 occurrences)

Additional force statistics

891 individuals subject to use of force

## Gender of subject

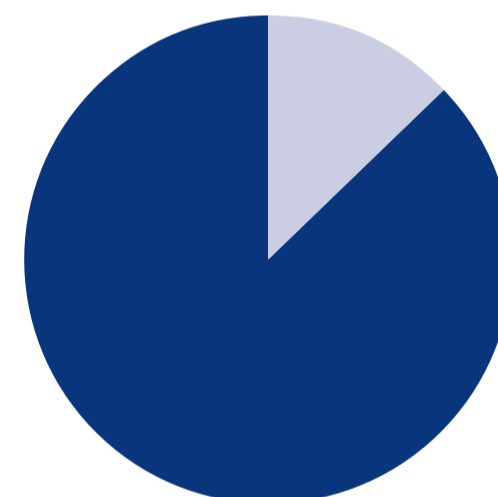
Male	736
Female	154
Other	1



## Ethnicity of subject

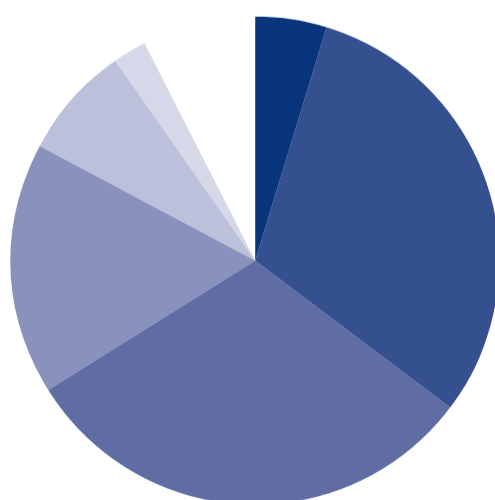
White	88%
BAME	12%

The census of South Yorkshire being 88% v 12%



## Age of subject

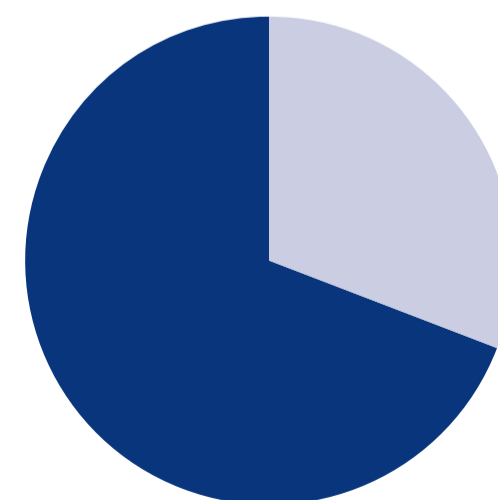
0-16	54
17-25	238
26-35	282
36-45	168
46-45	67
56+	22
Unknown	60



## Mental health was a factor

Mental health was a factor	27%
----------------------------	-----

Of the 891 named individual subjects, 264 individuals (27%) feature in 428 'Use of Force' incidents where mental health was a factor.



**179** Use of force forms completed in custody

**542** Use of tactics recorded in custody

**116** Detainees subject to use of force tactics in custody