

6807
Individuals detained



949
Individuals subject to use of force
14% of those detained



1708
Use of force forms completed



Top 4 tactics used

22%



Tactical communication accounts for 22% of all 'use of force tactics' used (1252 occurrences)

16.5%



Handcuffing accounts for 16.5% of all 'use of force tactics' used (939 occurrences)

11%



Unarmed skills - grab accounts for 11% of all 'use of force tactics' used (626 occurrences)


8.3%



Unarmed skills - restraint accounts for 8.3% of all 'use of force tactics' used (472 occurrences)

Additional force statistics

0.4%



Baton accounts for 0.4% of all 'use of force tactics' used (22 occurrences)

2.2%



PAVA accounts for 2.2% of all 'use of force tactics' used (125 occurrences)

2.8%

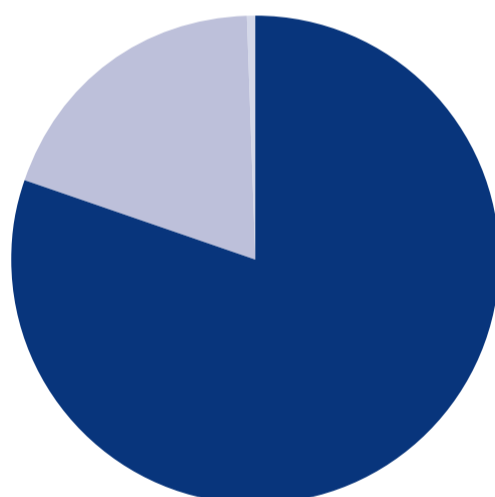


Taser accounts for 2.8% of all 'use of force tactics' used (157 occurrences)

949 individuals subject to use of force

Gender of subject

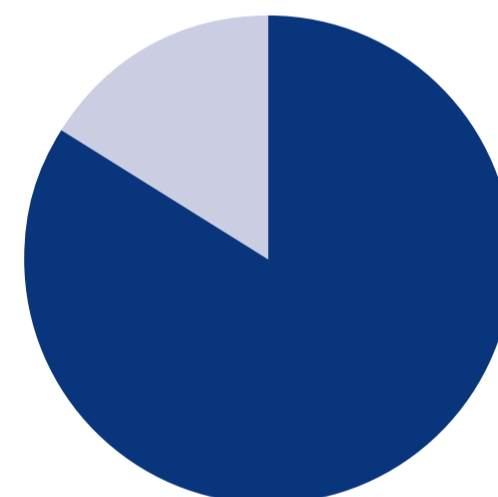
Male	762
Female	184
Other	3



Ethnicity of subject

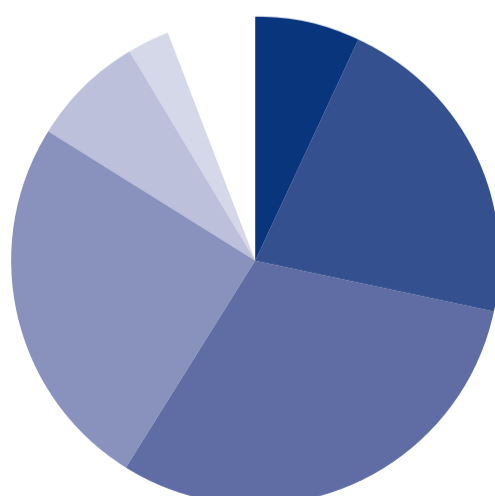
White	84%
BAME	16%

The census of South Yorkshire being 88% v 12%



Age of subject

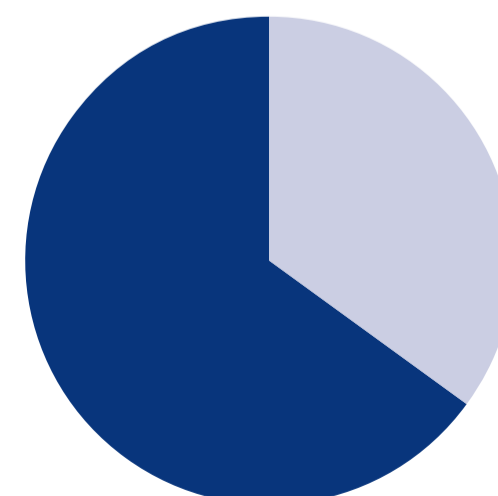
0-16	68
17-25	203
26-35	288
36-45	238
46-55	71
56+	26
Unknown	55



Mental health

Mental health was a factor **37%**

Mental Health was an Impact Factor in **624** use of force incidents (**37%**)



227 Use of force forms completed in custody

740 Use of force tactics recorded in custody

135 Detainees subject to use of force tactics in custody