

6384

Individuals detained



818

Individuals subject to use of force
12.8% of those detained



1470

Use of force forms completed



Top 4 tactics used

22.5%



Tactical communication accounts for 22.5% of all 'use of force tactics' used (1110 occurrences)

16.1%



Handcuffing accounts for 16.1% of all 'use of force tactics' used (795 occurrences)

11.1%




Unarmed skills - grab accounts for 11.1% of all 'use of force tactics' used (547 occurrences)

7.9%



Unarmed skills - restraint accounts for 7.9% of all 'use of force tactics' used (390 occurrences)

0.3%



Baton accounts for 0.3% of all 'use of force tactics' used (14 occurrences)

2.5%



PAVA accounts for 2.5% of all 'use of force tactics' used (121 occurrences)

3.1%



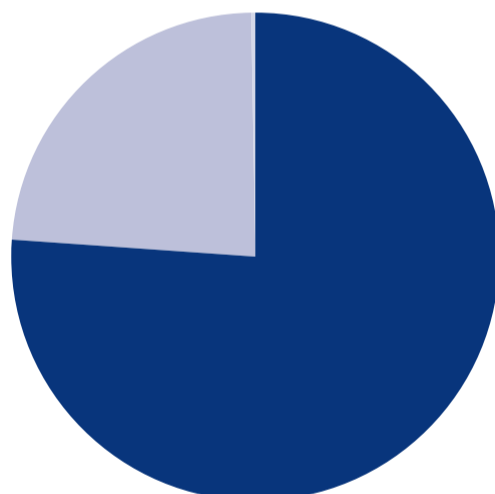
Taser accounts for 3.1% of all 'use of force tactics' used (154 occurrences)

Additional force statistics

818 individuals subject to use of force

Gender of subject

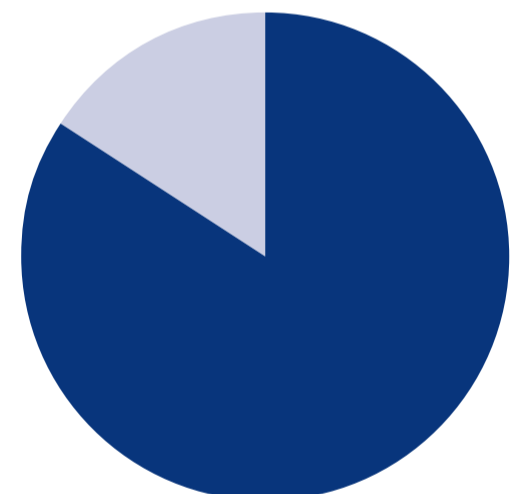
Male	624
Female	192
Other	2



Ethnicity of subject

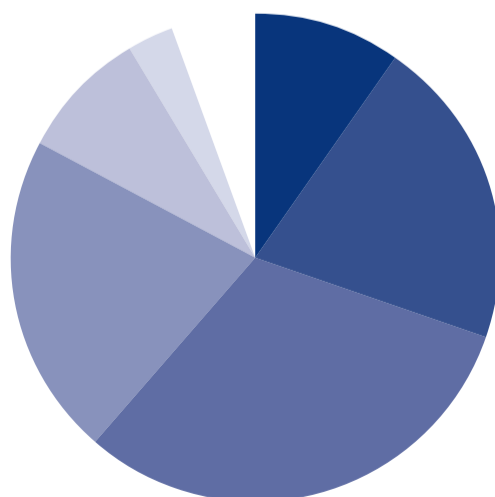
White	86%
BAME	14%

The census of South Yorkshire being 88% v 12%



Age of subject

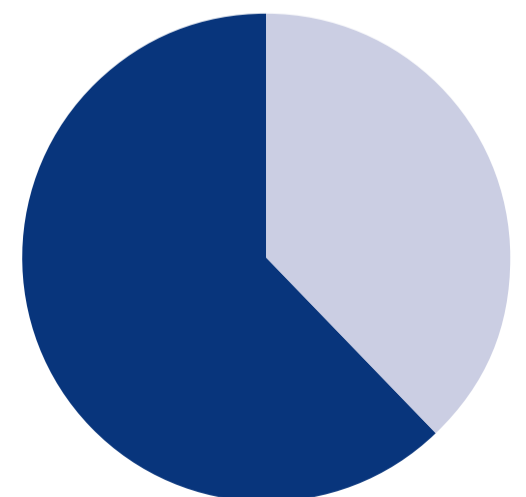
0-16	80
17-25	169
26-35	253
36-45	174
46-55	71
56+	25
Unknown	44



Mental health

Mental health was a factor	38%
----------------------------	-----

Mental Health was an Impact Factor in 311 use of force incidents (38%)



173 Use of force forms completed in custody

647 Use of force tactics recorded in custody

113 Detainees subject to use of force tactics in custody