

6052

Individuals detained



738

Individuals subject to use of force
12.2% of those detained



1311

Use of force forms completed



Top 4 tactics used

22.5%



Tactical communication accounts for 22.5% of all 'use of force tactics' used (1050 occurrences)

15%



Handcuffing accounts for 15% of all 'use of force tactics' used (694 occurrences)

10.8%



Unarmed skills - grab accounts for 10.8% of all 'use of force tactics' used (141 occurrences)


7.9%



Unarmed skills - restraint accounts for 7.9% of all 'use of force tactics' used (103 occurrences)

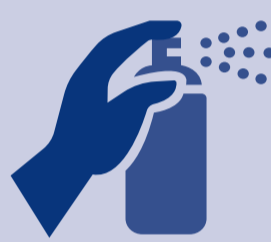
Additional force statistics

0.3%



Baton accounts for 0.3% of all 'use of force tactics' used (16 occurrences)

3%



PAVA accounts for 3% of all 'use of force tactics' used (130 occurrences)

2.5%

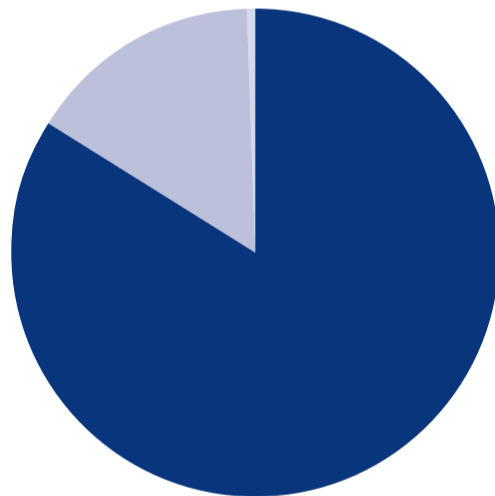


Taser accounts for 2.5% of all 'use of force tactics' used (117 occurrences)

738 individuals subject to use of force

Gender of subject

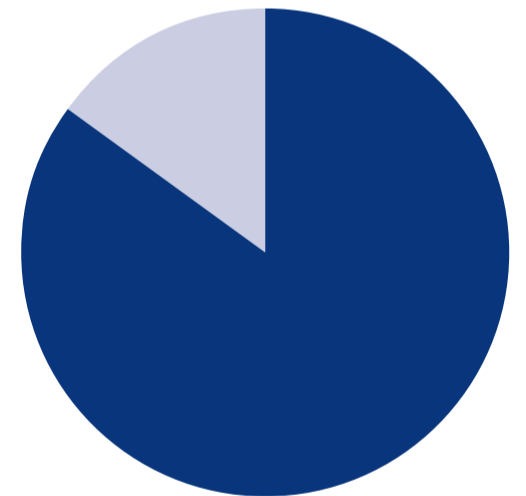
Male	621
Female	114
Other	3



Ethnicity of subject

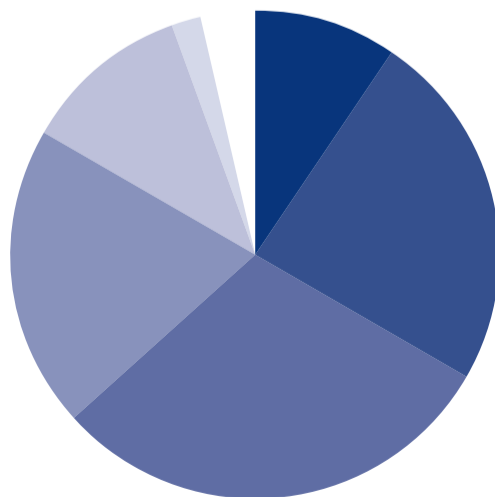
White	85%
BAME	15%

The census of South Yorkshire being 88% v 12%



Age of subject

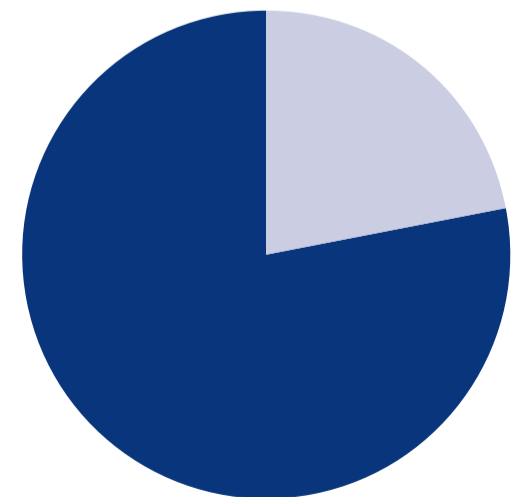
0-16	71
17-25	176
26-35	221
36-45	148
46-55	82
56+	15
Unknown	25



Mental health

Mental health was a factor **22%**

Mental Health was an Impact Factor in **283** use of force incidents (**22%**)



247 Use of force forms completed in custody

1015 Use of force tactics recorded in custody

150 Detainees subject to use of force tactics in custody